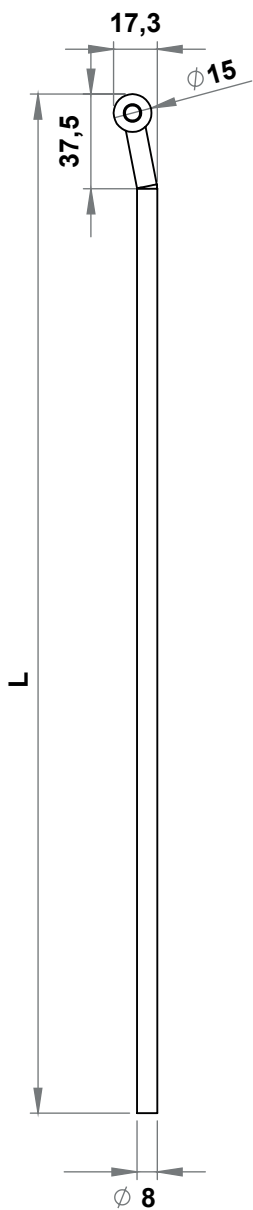
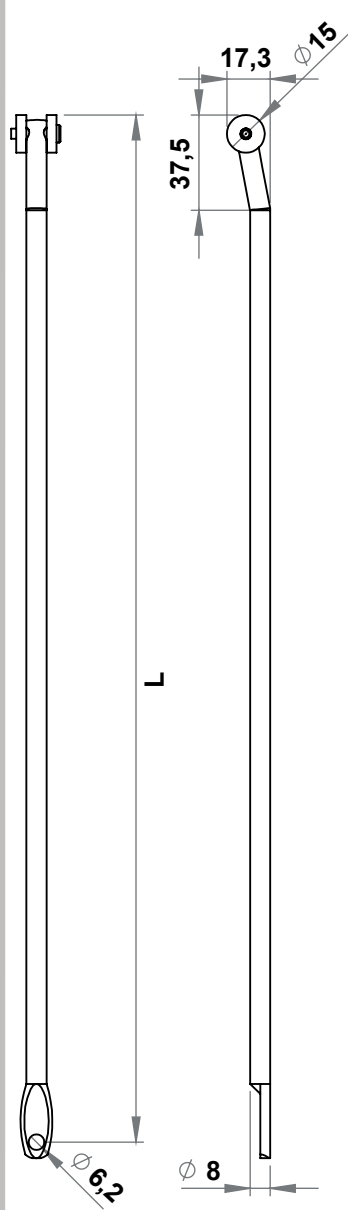


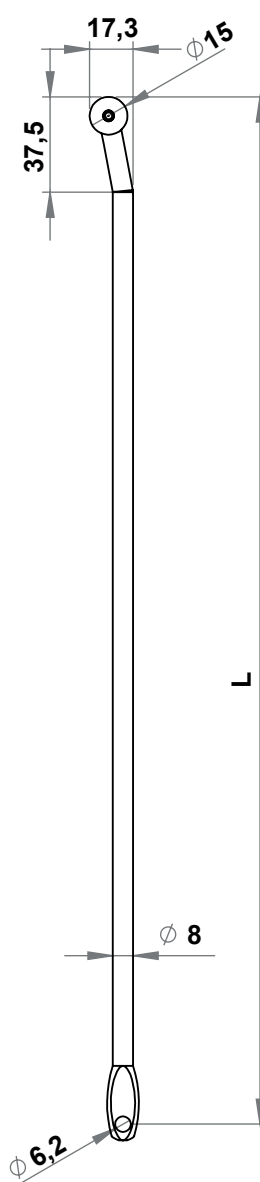
8450



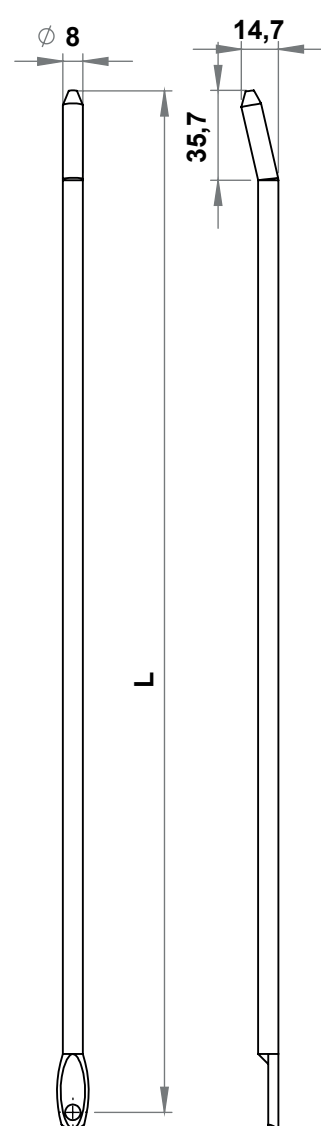
8470



8480



8490



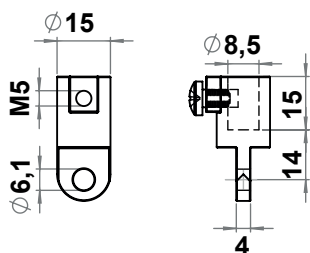
Cams, Rods
Accessories

	Steel, Zinc plated	Stainless steel AISI 304
Item Number	8450-L	5450-L

	Steel, Zinc plated	Stainless steel AISI 304
Item Number	8470-L	5470-L

	Steel, Zinc plated	Stainless steel AISI 304
Item Number	8480-L	5480-L

	Steel, Zinc plated	Stainless steel AISI 304
Item Number	8490-L	5490-L



	Steel, Zinc plated	Stainless steel AISI 316
Adaptör	8515-001	8515-501

If the door center is same with swinghandle center, the L dimension is calculated as follows:

If Adapter Used :
$$\frac{\text{Door Clearance} - 40\text{mm}}{2}$$

If Rods with Eye Used :
$$\frac{\text{Door Clearance} - 12\text{mm}}{2}$$

